

Master User  
777 SE 20th Street  
Suite 200  
Fort Lauderdale, FL 33316 United States

**Toll-free 888-886-5354**  
Tel  
Tel (954) 671-0107  
Fax (954) 636-3798  
Email [info@alloceanyachts.com](mailto:info@alloceanyachts.com)

---



*Levant*

### **78' Kanter Long Range Cruiser**

- Year: 2004
- **Current Price: US\$ 1,299,000 Tax Paid (01/14)**
- Located in Longboat Key, FL
- Hull Material: Aluminum
- Engine/Fuel Type: Twin diesel
- YW# 8384-2659667

**Levant is a well proven long range offshore cruising design** with a very functional interior that is paneled with Cherry and is attractively finished. Her efficient performance is ensured by the round-bilged forward bottom, transitioning to a chine aft, with a single spray rail and a relatively high prismatic coefficient of 0.67. A full length keel protects the propeller and rudder. The modest draft of just five feet, six inches is very reasonable given the presence of a full-length keel to reduce the grounding risk and dampen the yacht's roll in a seaway. Welded aluminum construction makes for the impressive strength and moderately light displacement, which increases Levant's efficiency in order to maximize the usable range and top speed. Levant's tanks provide 3800 gallons of fuel capacity and 520 gallons of fresh water capacity, plus a water maker. These tanks are all integral, lending further structural strength to the hull and forming a double bottom wherever they occur. The waste and gray water tanks are of solid aluminum construction. She has transatlantic range via the Bermuda/Azores route if driven at a speed of 8 to 9 knots depending upon wind and current conditions.

## Additional Specs, Equipment and Information:

### Dimensions

LOA: 78.83 feet

Beam: 20.17 feet

Displacement: 130000 pound

### Engines

Engine(s) Total Power: 770 HP

Cruising Speed: 8 knots

Maximum Speed: 12 knots

### Tankage

Fuel: 3800 gallon

Water: 520 gallon

### Accommodations/Vessel Walkthrough

- Accommodations for six in three staterooms all with ensuite baths, including crew quarters with an ensuite head. The owner's stateroom is amid ship and full width of the vessel. It includes a King size bed, two large hanging lockers, a settee, dresser and numerous lockers. There is a toilet room with head, bidet, and sink. There is separate shower room with vanity and double sinks. Moving forward to port is a stateroom with upper and lower berths, hanging locker and ensuite head. To Starboard is the companionway, to the main deck and the head and shower servicing the forward stateroom which is also doubles as a day head. All the way forward is the VIP stateroom with queen bed, hanging locker, and miscellaneous lockers. Moving up to the main deck you end up in the well laid out wheel house with amid ship wheel and controls, vessel electronics, and a settee with table. The wheel house has direct access to the main deck through water tight doors both port and starboard. Aft of the settee is the galley. Opposite is the interior stairway to the fly bridge. Down a few steps and aft from the galley you are in the main saloon with an L shaped settee in the forward port corner with dining table. To the Starboard there is another settee with cocktail table. There are numerous lockers, wood parquet floors partially covered with a custom made carpet. There is 7' plus head room throughout the interior with heating and air conditioning. The aft deck is accessed through a door from the main salon and includes a settee. Table for (6) persons and lockers, all covered by the fly bridge. Below the aft deck, are crew quarters for one with head. There is also lazaretto space. For more details see attached arrangement plan and photos.

### Galley

- Fully equipped galley with granite counters, GE infrared cooktop, GE SS oven, GE microwave/oven, GE American fridge/freezer. Miele dishwasher, Kitchen Aid trash compactor, Asko washer, Asko dryer. Two big articulating corner buffet and lots of storage space.

### Deck equipment

- (2) Bruce 50 kg anchors with 200' chains each
- Foredeck electric Lofrans cap stand double anchor windlass 24 volts and top pulleys
- (2) moorings electric aft winches Maxwell "Snubbers"

- (1) Marquipt hydraulic 1,500 lb crane
- Four blade props
- 3 3/4" shafts
- 2004 tender semi-rigid AVON 13'
- 50hp 4 stroke Yamaha engine
- Teak decks (4 years old)
- Swim platform (4 years old)
- Crew quarters (4 years old)
- Aft deck (4 years old)
- Passerelle (4 years old)
- CQR 1401 anchor plus 200' chain
- Hydraulic double propeller bow thruster

### **Electronic/Pilothouse/Flybridge/Aft Deck**

- Raymarine RL80CRC main plotter
- (2) Raymarine ST-7001 autopilot
- (2) Raymarine ST-290 graphic and data display
- Raymarine ST-290 wind angle
- KVH electronic compass
- TV monitor for (2) cameras- engine room and aft deck
- Compass
- (2) searchlights ACR control
- Raymarine 240 VHF main station, handset & speaker
- Bow thruster control
- Windlass anchor control
- Wesmar stabilizer control
- Caterpillar electronic control
- 12 volts plug
- Touchscreen control for diesel tanks control, windshield wipers and water tank
- Jasmar hydraulic command
- JRC NCR-330 Navtex receiver
- JRC JAX-9A weather fax
- Kahlenberg air horn control

### **Flybridge equipment**

- Raymarine RL80C plotter
- (2) Raymarine ST-7001 autopilot
- (2) Raymarine ST-290 graphic and data display
- Raymarine ST-290 wind angle
- KVH electronic compass
- (2) searchlights ACR control
- Raymarine 240 VHF second station, handset & speaker
- Bow thruster control
- Windlass anchor control
- Caterpillar electronic control
- 12 volts plug

- Jasmur hydraulic command
- Kahlenberg 3 trumpet air horns

## **Flybridge**

- The fly bridge provides excellent visibility and is covered by a permanent hard top with (2) zones halogen lights. It is equipped with complete navigation controls. Two helm chairs along with a settee and dining/cocktail table. The attractive mast carrying all the vessels antennas is just aft of the fly bridge as well. An outdoor kitchen with sink, fridge and an electric stove plate is just aft of the fly bridge. Large tender with a crane and security devices complete the fly bridge section.
- Fly bridge can be accessed through the pilothouse or the aft deck with separate stairs.

## **Covered Aft Deck**

- Hydraulic telescopic Opacmare gangway, with remote control
- Caterpillar electronic control
- Bow thruster control
- Aft seating for 10
- Line Snubbers
- Entrance to crew quarters
- Steps to bridge
- Several deck lazarettes to bilges and pump room

## **Electrical**

- Service batteries: 24 volts DC
- Engine batteries: 24 volts DC
- Converter: 110 volts DC
- Electric on board: 110 volts/220 volts
- Generators: 220 volts/60 hz
- Glendinning electric shore power: 50A or 100A-220 volts with remote control
- Shore power connections: 2 x 50A 220 volts or 30A 110 volts
- Transformer: 2 x 50A transformers, providing galvanic isolation
- Northern lights generators 20kw (113 hours) - 12kw (104 hours)
- EU dock service (disconnected)
- US dock service (current)

## **Other Electronic Equipment**

- Raymarine 10kw 4' open array radar scanner
- Television provided by the KVH TV 4 satellite dome
- Internet and phone provided by the KVH tracphone 50 Inmarsat dome
- Radio,CD,DVD in the salon with loudspeakers in (4) areas, dining room, pilothouse, aft deck and fly bridge

## Specifications/Equipment-Engine Room

- Hull designer: Chuck Paine
- Range: 2,800 miles at 9.5 knots
- Shaft: Anti vibration CENTA system
- Gearbox: Twindisc
- Steering: Jasmar hydraulic steering system with electric pump
- Generators: 20kva-10kva Northern lights (110 hours each)
- Converter: Trace Xantrex 4000 converter-charger
- Charger: Mastervolt (service batteries) (1) quick (engine batteries)
- Water maker: HRO system 1200 gpd
- Fuel cleaning: ESI fuel cleaning system
- Air condition: (3) Marine air reverse air conditioning
- Heating: Hurricane diesel heating
- Oil: Electric oil change system with new and used oil tanks
- Air compressor: air compressor with air tank
- Pump: seawater pump
- Stabilizers: wesmar hydraulic stabilizers system
- Bow thruster: hydraulic double propellers bow thruster
- Water heater: (1) 50g and (1) 40g
- **Steady ride carrier shaft bearing auto lube oil system (commercial)**

## Safety/others

- Life rings, lights, life jackets, (2) life 4 persons container
- Custom canvas swim steps ladder SS
- (2) life 6 man life rafts

## Others

- All main deck windows are equipped with real wood venetian blinds. Teak decks all over the bath platform, aft deck, catwalks, bow deck and fly bridge. Awlgrip paint (4 years ago)

## Review

- Seller states; Levant's hull design is well proven long range motor yacht capable of transatlantic passage. Levant has had light usage and good maintenance including regular upgrading. While a rugged utilitarian vessel she is a yacht with quality throughout and particularly in her beautiful interior.

## Disclaimer

The Company offers the details of this vessel in good faith but cannot guarantee or warrant the accuracy of this information nor warrant the condition of the vessel. A buyer should instruct his agents, or his surveyors, to investigate such details as the buyer desires validated. This vessel is offered subject to prior sale, price change, or withdrawal without notice.



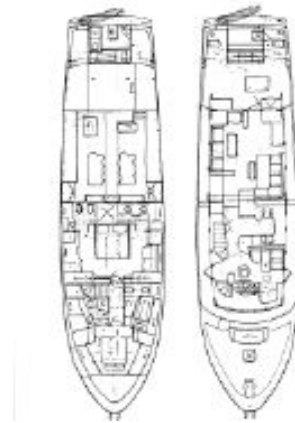
> Profile



> Profile



> Profile Aft



> Floorplan



> Profile



> Profile





> Port profile



> Aft profile/extended swim platform



> Salon



> Galley



> Master stateroom

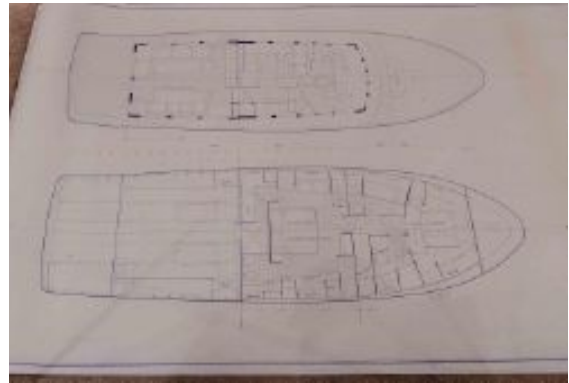


> Upper helm deck





> Layout



> Deck plans



> Salon



> Salon



> Dishwasher/compactor



> Oven/stove



> Formal dinette



> Master stateroom





> Master head



> Master head



> Master head



> Master head



> Master head



> Master head



> Master head



> Hot water towel heater

> Guest shower



> Third stateroom



> VIP Guest stateroom



> VIP Guest head/towel warmer



> VIP Guest head



> Crew quarters aft



> Crew quarters aft



> Crew quarters single bunk



> Companionway to staterooms



> Companionway/crew quarters



> Separate washer/dryer



> Safe





> Hurricane diesel heating system



> Pilot helm



> Pilot house



> Pilot house seating



> Pilot house seating



> Photo 47



> P and S pilot doors



> Commercial steering jogger



> Bow thruster



> Commercial electronic fuel values

> Lower helm



> Windlass remote/stabilizer control



> Bow thruster/Kahlenberg air horns



> Binacle electric throttle





> Remote spotlight controls



> Pilot helm



> Bridge upper helm deck



> Upper helm deck



> Upper helm



> Upper helm deck



> Bridge deck



> Teak sole



> Bridge deck, folding mast head



> Hard top



> Bridge helm



> Bridge thruster/windlass



> Docking station cockpit



> Bridge





> Bridge deck



> Walk around tender deck



> Aft deck



> Aft deck



> Bow deck



> Photo 75



> Upgraded anchor system



> Photo 77



> Cockpit/aft deck



> Windlass/oversized cleats and hawse pipes with rollers



> Folding mast



> Folding mast



> Swim platform



> Deck drains





> Oversized deck SS cleat



> Security camera



> Steel fuel lines/fuel manifold

> SS rails



> 2 life rafts



> Built in Aluminum fuel tank



> 50 gph HRQ systems water maker



> Water maker system





> Water maker



> Hydraulic pump off mains



> Steel liquid lines



> Generator



> Generator sound box



> Steel exhaust



> Hydraulic pumps off mains



> Oil changers



> Steel engine beds



> Engine mounts



> Hydraulic manifold

> Water heaters



> SS water intake manifold steel lines fresh water engine flush system



> Engine room hour meters





> 24 V/110 V/220 V/12 V




> Cat controls




> Charles electrical system




> Commercial SS fittings



> Steel Vetus strainers and through hulls



> SS commercial steel through hulls



> Steel fluid lines



> Glass matt batteries



> Hurricane diesel heater



> Reserve portable oil tanks for engines



> Fuel polisher manifold SS lines



> Steering room





> Engine room



> Engine room work benches



> Fuel manifolds/fuel polishers



> Generator station



> Hydraulic fluid tank



> Raw water manifold



> Fresh/raw water engine flush



> Engine room





> Engine room



> Engine room



> Dual racors



> Hydraulic pumps



> Turbos



> 50 amp electric





> 100 amp electric



> Passerell remote



> Passerell



> Passerelle



> Passerelle extended



> Foredeck





> Foredeck



> Covered side decks



> Hull



> 2005/2006 construction



> 2005/2006 construction



> Bottom and running gear



> Profile aft