


# Inace Explorer



Make	Model	Length	Price	Year	Condition
Inace	Explorer	85 ft	EUR 1,150,000	1999	Used
Boat Name	Hull Material	Draft	Number of Engines	Fuel Type	
Beleza of London	Steel	6 ft	2	Diesel	

Beleza of London has just finished a large refit including all new paint from top to bottom, engines and gens fully serviced and upgraded, interior refit with changes in main saloon seating, flooring, and other items, upgraded electronics, the list goes on. The owner is ready to move to a new project.



## Additional Information and Photos

### Measurements

Cruising Speed: 10 kn  
Max Speed: 11.4 kn  
Range: 6000 nmi  
LOA: 85 ft 2 in  
Beam: 22 ft  
Max Draft: 6 ft  
Fuel Tanks Capacity: 9400 gal  
Fuel Tanks Material: Steel  
Fresh Water Tanks Capacity: 3600 gal  
Fresh Water Tanks Material: Steel  
Holding Tank Capacity: 400 gal  
Holding Tanks Material: Steel  
Number of double berths: 2  
Number of twin berths: 2  
Number of Cabins: 3  
Number of Heads: 3


### Propulsion

#### *Engine #1*

Engine Make: Caterpillar  
Engine Model: 3406  
Primary Engines: Inboard  
Location: Port  
Engine Year: 1999  
Hours: 140  
Power: 445 hp

#### *Engine #2*

Engine Make: Caterpillar  
Engine Model: 3406A  
Primary Engines: Inboard  
Location: Starboard  
Engine Year: 1999  
Hours: 140  
Power: 445 hp



## Additional Information and Photos

### Accommodations


Entry to the boat is via a hydraulic gangway on the starboard side. Part of the refit done in 2009 included the modification of the transom that now offers a very practical built-in staircase, located portside, that leads to a comfortable swimming platform. All decks are teak with the exception of the tenders' area that is dedicated to a more "professional" usage. There is a large covered aft main deck with fixed table and seating, which is ideal for al fresco dining with sun shade.

The Salon can be accessed through two individually framed weather tight doors with stainless steel dogs. To port is a dining table that accommodates 8 guests and opposite is a large L shaped settee. At the forward end of the salon is a granite pass-through bar, with stools, that can be enclosed with folding panels for privacy. To starboard forward in the main salon is a complete entertainment center with LG TV. A day head is also located forward. The interior décor is inviting with satin finished mahogany and leather.

A curved stairway to starboard leads down to the lower deck to the Owner's and two Guest Staterooms. The Master Stateroom forward is full beam and has a queen sized bed and ensuite head with granite shower to port and large walking hanging closet with ample storage to starboard. There is also a comfortable built-in settee to port and a desk with integrated vanity to starboard. This is an exceptionally large master with superb all around storage for a vessel of this size.

The two Guest Staterooms are midships, aft of the Master Stateroom. They are the same size with ensuite head and granite shower. The port stateroom has a queen sized bed and the starboard stateroom has full size twin beds. Both cabins have hanging lockers and drawer space.

The crew quarters are located forward of the main deck in a raised forecastle in the bow. It features two beds area, separated by two bulkheads, a double bed to port and a single to starboard. A head and shower complete the crew accommodation. Forward of the crew head is a storage area that also accesses the two chain lockers.



## Additional Information and Photos

The pilothouse is large with excellent visibility and is equipped with full electronics, raised settee with table, ideal for guest's watching, and water-tight doors on both sides for easy access to the decks. There are large chart drawers located under the granite topped navigation area. The large raised settee, designed specifically to double as a day bed, is fitted with a granite topped table. Next to the settee is a built-in filing cabinet, also with a granite cover. There is a comfortable helm chair in front of the custom stainless steel wheel.

Aft of the wheelhouse is a large skylounge with wet bar, large ports, and covered aft deck. A staircase leads up to the flybridge featuring a full helm station, Bimini top with Plexiglas enclosure, and seating area.

There is a Portuguese bridge and full teak decked walkways with high bulwarks on both upper and main decks, very protective when cruising in heavy weather.

### Audio/Visual Equipment


Currently being updated (2018)

### Galley

The fully equipped galley is located forward of the main salon on the port side. There is excellent natural ventilation via opening port and door. There is additional storage for the galley under all settees and in the pantry located next to the stairs going to the lower deck. It also features the following equipment:

- Granite countertops
- 4-burner electric stove with oven
- Side by side refrigerator/freezer
- Freezer
- Double stainless steel sinks
- Garbage disposal
- Trash compactor
- Icemaker

### Deck Equipment




## Additional Information and Photos

¾" tempered glass windows  
Stainless handrails and deck hardware  
(2) Maxwell 3500 vertical wildcat/capstan anchor windlass  
(2) Danforth style anchors 550 lbs each with 300' of chain rode on each  
7 x 19 stainless steel wire  
Davit crane on the forecastle 1000lb (electric motor)  
(2) station Hynautic hydraulic  
Hot and cold fresh water shower on transom  
Aft deck settee  
Tub on Flybridge  
Flybridge bench with storage under  
New Pasarelle Model 8998/28 and all new controls

The vessel has exceptional deck spaces for a vessel of her size. There is a large boat deck forward of the main house that can accommodate a +16' tender together with an additional tender plus toys.

### Mechanical Equipment

(2) Main engine Caterpillar 3406, 445 hp, A rated, keel cooled with dry stack, 140 hours since rebuild  
(2) 24 Volt engine alternators  
Caterpillar transmission twin dish MG-514C  
Hynautic hydraulic throttle and clutch controls  
Stainless steel propeller shafts (2017)  
New silenced Kevlar exhausts  
Aqua-Air chilled water system  
Air conditioning system with all condensation drains leading to gray water tank  
(2) GE 220 Volts water heater  
Galley Maid 600 gal/day water maker  
Head Hunter heads  
Naiad stabilizers model 304  
Dual Racor filters on main engines  
Dual Racor filters on the D. oil service tank  
100 gal clean lube oil tank  
100 gal waste oil tank



## **Additional Information and Photos**

12 volt lube oil transfer pump  
Air compressor for horn and blow down on sea chest  
Dual sea chest system with high and low pick up hard plumbed with vibration isolation  
(2) 220 volt fresh water pumps  
Bilge/fire system with 2 integrated pumps to bilge/fire mains  
12 volt Rule bilge pumps with nav. bridge alarms  
220 volt fuel transfer pump  
Converter ASEA model AC25-3  
Manual fuel transfer pump

### **Electronics and Navigation Equipment**

New, 2018:


Furuno PSU-o12 power supply  
Furuno Ethernet hub 101  
Furuno Giro-sat SC-30  
Chart Mega Wide TZ Navionic  
Walki GMD SS NSR NTW-1000  
NMEA2000/NMEA 183 converter x2  
Kannad AIS SART  
Camera swiveling x2  
Camera controller  
Walki ICOM IC M25  
Walki Midland G7 Pro  
Furuno TZTL-15F x 2 chart plotter and fish finder (2013)

### **Electrical System**

(2) Northern Lights generators (2013)  
(2) Sentry battery chargers  
Racor fuel filters  
250 Volt/100 Amp shore power fitting on transom  
250 Volt/100 Amp shore power fitting at forecastle

### **Tenders and Toys**

New Zodiac pro 500  
60hp Yamaha  
Sea Doo Spark 2016



## Additional Information and Photos

Ocean kayak  
New tender crane

### Safety Equipment

(10) adult type I life jackets  
(3) life rings  
(2) Shanghai 6-person life rafts  
EPIRB ACR 406 Mhz  
New fixed fire extinguisher system in engine room  
New hand held extinguishers throughout

### Construction and Service History

Classification:


Built to Germanischer Lloyd rules +100A5;  
Meets ABS and USCG requirements but she is not in class  
MCA compliant (under 24 metres)  
Hull: Steel (ASTM A131 Grade A)  
Superstructure: Aluminum

### Works 2013

New propellers  
New shafts  
New exhausts  
(2) New Northern Lights generators  
Main engines 425 hp Caterpillar 3406 (overhauled). 140 hours as of 2017

### Works 2017

Hull and deck paint - fresh paint has been applied top to bottom.  
Major refit of all systems - Complete rewire to cabins, crew area, saloon and galley.  
Extensive refurbishing of accommodations  
Oil tanks have been shot blasted, cleaned and painted etc.  
Both engines have been re-built by Caterpillar and power has been increased by an extra 80 hp per engine.  
New Kevlar exhausts  
Rudders and shafts removed and re-balanced



## **Additional Information and Photos**

New stabilizers fitted.  
New teak decks to all areas  
New Zodiac 5 m/16 ft. with 60 hp Yamaha.  
New fixed fire extinguisher system in engine room  
New hand held Extinguishers though out boat  
New Pasarelle Model 8998/28 and all new controls  
New Sea-Doo Spark Jet Ski 2017.

### **Exclusions**

A detailed inventory list of exclusions will be provided pursuant to a purchase agreement.

### **Disclaimer**

The Company offers the details of this vessel in good faith but cannot guarantee or warrant the accuracy of this information nor warrant the condition of the vessel. A buyer should instruct his agents, or his surveyors, to investigate such details as the buyer desires validated. This vessel is offered subject to prior sale, price change, or withdrawal without notice.



## Additional Information and Photos



Main saloon



Main saloon 4



Main saloon 2



Twin cabin



Main saloon 3



Queen cabin

## Additional Information and Photos



Master cabin



Bow



Flybridge



Master head



flybridge



Aft deck

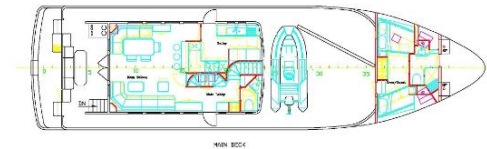
## Additional Information and Photos



Side deck



Flybridge

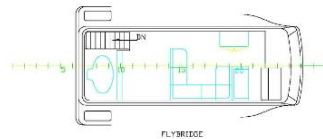


MAIN DECK

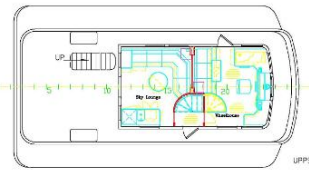


LOWER DECK

Layout, Main and Lower Decks



FLYBRIDGE



UPPER DECK

Layout, Bridge Deck and Flybridge